

MULTIFUNCTIONAL DIGITAL SYSTEMS

# Safety Information

---

**e-STUDIO2505**

- Read this manual carefully before using this equipment, and be sure to keep it for future reference.

CONTENTS

---

Preface .....	1
END USER SOFTWARE LICENSE AGREEMENT .....	2
Notice to Users .....	4
Toshiba Quality is Second to None .....	7

Chapter 1    GENERAL PRECAUTIONS

---

General Precautions .....	9
When installing or moving .....	9
When using the Multifunctional Digital Systems .....	11
During maintenance or inspection .....	13
When handling supplies .....	13

Chapter 2    ENVIRONMENTAL INFORMATION

---

Environmental Information .....	15
Turkey RoHS Compliance .....	15

# Preface

---

Thank you for purchasing the Toshiba Multifunctional Digital Systems.

The SAFETY INFORMATION describes the necessary precautions for using this TOSHIBA Multifunctional Digital Systems.

For your added safety, be sure to read this booklet before using this equipment. The models vary from region to region.

## ■ Trademarks

Other company and product names given in this manual or displayed in this software may be the trademarks of their respective companies.

## ■ Disclaimer Notice

The following notice sets out the exclusions and limitations of liability of TOSHIBA TEC CORPORATION (including its employees, agents and sub-contractors) to any purchaser or user ('User') of the e-STUDIO2505, including its accessories, options and bundled software ('Product').

1. The exclusion and limitations of liability referred to in this notice shall be effective to the fullest extent permissible at law. For the avoidance of doubt, nothing in this notice shall be taken to exclude or limit TOSHIBA TEC CORPORATION's liability for death or personal injury caused by TOSHIBA TEC CORPORATION's negligence or TOSHIBA TEC CORPORATION's fraudulent misrepresentation.
2. All warranties, conditions and other terms implied by law are, to the fullest extent permitted by law, excluded and no such implied warranties are given or apply in relation to the Products.
3. TOSHIBA TEC CORPORATION shall not be liable for any loss, cost, expense, claim or damage whatsoever caused by any of the following:
  - (a) use or handling of the Product otherwise than in accordance with the manuals, including but not limited to Operator's Manual, User's Guide, and/or incorrect or careless handling or use of the Product;
  - (b) any cause which prevents the Product from operating or functioning correctly which arises from or is attributable to either acts, omissions, events or accidents beyond the reasonable control of TOSHIBA TEC CORPORATION including without limitation acts of God, war, riot, civil commotion, malicious or deliberate damage, fire, flood, or storm, natural calamity, earthquakes, abnormal voltage or other disasters;
  - (c) additions, modifications, disassembly, transportation, or repairs by any person other than service technicians authorized by TOSHIBA TEC CORPORATION; or
  - (d) use of paper, supplies or parts other than those recommended by TOSHIBA TEC CORPORATION.
4. Subject to paragraph 1, TOSHIBA TEC CORPORATION shall not be liable to Customer for:
  - (a) loss of profits; loss of sales or turnover; loss of or damage to reputation; loss of production; loss of anticipated savings; loss of goodwill or business opportunities; loss of customers; loss of, or loss of use of, any software or data; loss under or in relation to any contract;
  - or
  - (b) any special, incidental, consequential or indirect loss or damage, costs, expenses, financial loss or claimsfor consequential compensation;

whatsoever and howsoever caused which arise out of or in connection with the Product or the use or handling of the Product even if TOSHIBA TEC CORPORATION is advised of the possibility of such damages.

TOSHIBA TEC CORPORATION shall not be liable for any loss, cost, expense, claim or damage caused by any inability to use (including, but not limited to failure, malfunction, hang-up, virus infection or other problems) which arises from use of the Product with hardware, goods or software which TOSHIBA TEC CORPORATION has not directly or indirectly supplied

# END USER SOFTWARE LICENSE AGREEMENT

---

INSTALLING OR OTHERWISE USING THIS SOFTWARE PRODUCT CONSTITUTES YOUR ACCEPTANCE OF THE FOLLOWING TERMS AND CONDITIONS (UNLESS A SEPARATE LICENSE IS PROVIDED BY THE SUPPLIER OF APPLICABLE SOFTWARE IN WHICH CASE SUCH SEPARATE LICENSE SHALL APPLY). IF YOU DO NOT ACCEPT THESE TERMS, YOU MAY NOT INSTALL OR USE THIS SOFTWARE, AND YOU MUST PROMPTLY RETURN THE SOFTWARE TO THE LOCATION WHERE YOU OBTAINED IT.

## **GRANT OF LICENSE:**

This is a legal agreement between you, the end-user ("You"), and TOSHIBA TEC Corporation ("TTEC") and its suppliers. This software, fonts (including their typefaces) and related documentation ("Software") is licensed for use with the system CPU on which it was installed ("System") in accordance with the terms contained in this Agreement. This Software is proprietary to TTEC and/or its suppliers. TTEC and its suppliers disclaim responsibility for the installation and/or use of this Software, and for the results obtained by using this Software. You may use one copy of the Software as installed on a single System, and may not copy the Software for any reason except as necessary to use the Software on a single System. Any copies of the Software shall be subject to the conditions of this Agreement. You may not, nor cause or permit any third party to, modify, adapt, merge, translate, reverse compile, reverse assemble, or reverse engineer the Software. You may not use the Software, except in accordance with this license. No title to the intellectual property in the Software is transferred to you and full ownership is retained by TTEC or its suppliers. Source code of the Software is not licensed to you. You will be held legally responsible for any copyright infringement, unauthorized transfer, reproduction or use of the Software or its documentation.

## **TERM:**

This license is effective until terminated by TTEC or upon your failure to comply with any term of this Agreement. Upon termination, you agree to destroy all copies of the Software and its documentation. You may terminate this license at any time by destroying the Software and its documentation and all copies.

## **DISCLAIMER OF WARRANTY:**

This Software is provided "AS IS" without warranty of any kind, either express or implied, including, but not limited to, the implied warranties of merchantability, fitness for a particular purpose, title, and non-infringement. TTEC and its suppliers disclaim any warranty relating to the quality and performance of the Software. If the Software proves defective, You (and not TTEC or its suppliers) shall be responsible for the entire cost of all necessary servicing, repair or correction. TTEC and its suppliers do not warrant that the functions contained in the Software will meet your requirements or that the operation of the Software will be uninterrupted or error free.

## **LIMITATION OF LIABILITY:**

IN NO EVENT WILL TTEC OR ITS SUPPLIERS BE LIABLE TO YOU FOR ANY DAMAGES, WHETHER IN CONTRACT, TORT, OR OTHERWISE (except personal injury or death resulting from negligence on the part of TTEC or its SUPPLIERS), INCLUDING WITHOUT LIMITATION ANY LOST PROFITS, LOST DATA, LOST SAVINGS OR OTHER INCIDENTAL, SPECIAL OR CONSEQUENTIAL DAMAGES ARISING OUT OF THE USE OR INABILITY TO USE THE SOFTWARE, EVEN IF TTEC OR ITS SUPPLIERS HAVE BEEN ADVISED OF THE POSSIBILITY OF SUCH DAMAGES, NOR FOR THIRD PARTY CLAIMS.

## **U.S. GOVERNMENT RESTRICTED RIGHTS:**

The Software is provided with RESTRICTED RIGHTS. Use, duplication or disclosure by the U.S. Government is subject to restrictions set forth in subdivision (b)(3)(ii) or (c)(i)(ii) of the Rights in Technical Data and Computer Software Clause set forth in 252.227-7013, or 52.227-19 (c)(2) of the DOD FAR, as appropriate. Contractor/Manufacturer is TOSHIBA TEC Corporation, 1-11-1, Ohsaki, Shinagawa-ku, Tokyo, 141-0032, Japan

---

**GENERAL:**

You may not sublicense, lease, rent, assign or transfer this license or the Software. Any attempt to sublicense, lease, rent, assign or transfer any of the rights, duties or obligations hereunder is void. You agree that you do not intend to, and will not ship, transmit (directly or indirectly) the Software, including any copies of the Software, or any technical data contained in the Software or its media, or any direct product thereof, to any country or destination prohibited by the United States Government. This license shall be governed by the laws of Japan or, at the election of a Supplier of TTEC concerned with a dispute arising from or relating to this Agreement, the laws of the Country designated from time to time by the relevant Supplier of TTEC. If any provision or portion of this Agreement shall be found to be illegal, invalid or unenforceable, the remaining provisions or portions shall remain in full force and effect.

YOU ACKNOWLEDGE THAT YOU HAVE READ THIS LICENSE AGREEMENT AND THAT YOU UNDERSTAND ITS PROVISIONS. YOU AGREE TO BE BOUND BY ITS TERMS AND CONDITIONS. YOU FURTHER AGREE THAT THIS LICENSE AGREEMENT CONTAINS THE COMPLETE AND EXCLUSIVE AGREEMENT BETWEEN YOU AND TTEC AND ITS SUPPLIERS AND SUPERSEDES ANY PROPOSAL OR PRIOR AGREEMENT, ORAL OR WRITTEN, OR ANY OTHER COMMUNICATION RELATING TO THE SUBJECT MATTER OF THIS LICENSE AGREEMENT.

TOSHIBA TEC Corporation, 1-11-1, Ohsaki, Shinagawa-ku, Tokyo, 141-0032, Japan

# Notice to Users

---

After a suitable place has been selected for the installation of the e-STUDIO2505, please do not change it. Avoid excessive heat, dust, vibration and direct sunlight. Also, provide proper ventilation as the copier emits a small amount of ozone.

The unit is classified as Class 1 Laser Product according to IEC60825-1:2007 including amendments. The unit uses laser diodes with a max. output of 10 mW, a wavelength of 785 to 793 nm, pulse duration 1.25  $\mu$ s.

## **CAUTION**

Use of controls or adjustments or performance of procedures other than those specified herein may result in hazardous radiation exposure.

## **WARNING**

This is a Class A product. In a domestic environment this product may cause radio interference in which case the user may be required to take adequate measures.

## **For the U.S.A. only**

### **FCC NOTICE**

This equipment has been tested and found to comply with the limits for a Class A digital device, pursuant to Part 15 of the FCC Rules. These limits are designed to provide reasonable protection against harmful interference when the equipment is operated in a commercial environment. This equipment generates, uses and can radiate radio frequency energy and, if not installed and used in accordance with the instruction manual, may cause harmful interference to radio communications. Operation of this equipment in a residential area is likely to cause harmful interference in which case the user will be required to correct the interference at his own expense.

### **WARNING**

Changes or modification made to this equipment, not expressly approved by TOSHIBA TEC or parties authorized by TOSHIBA TEC, could void the user's authority to operate the equipment.

### **User Safety**

This TOSHIBA Multifunctional Digital Systems does not produce laser radiation hazardous to the user. It is certified as a Class 1 laser product under the U.S Department of Health and Human Services (DHHS) Radiation Performance Standard according to the Radiation Control Health and Safety Act of 1968 including amendments. Protective housing and external covers completely confine the laser beam light emitted inside the Multifunctional Digital Systems. The laser beam cannot escape from the machine during any phase of user operation. Regulations implemented on August 2, 1976 by the Bureau of Radiological Health (BRH) of the U.S Food and Drug Administration apply to laser products manufactured from August 1, 1976. Laser products marketed in the United States must comply with these regulations.

### **CAUTION**

Use of controls or adjustments or performance of procedures other than those specified herein may result in hazardous radiation exposure.

## **For the U.S.A. and Canada**

### **Regulatory Information**

Toshiba is dedicated to preserving the environment by sponsoring Call2Recycle, a program of the Rechargeable Battery Recycling Corporation. For more information and for drop-off locations, visit [www.rbcc.org](http://www.rbcc.org) or call 1-800-822-8837.

Notice regarding CR coin cell batteries, applicable to California, U.S.A. only: Perchlorate Material - special handling may apply.

See <http://www.dtsc.ca.gov/hazardouswaste/perchlorate/>

## **For Canada only**

This Class A digital apparatus complies with Canadian ICES-003.  
Cet appareil numérique de la classe A est conforme à la norme NMB-003 du Canada.

## For the EU only

### Working environment

From EMC (Electromagnetic Compatibility) point of view, the operation of this product is being restricted in following environments:

- Medical Environments: This product is not certified as a medical product according to the Medical Product Directive 93/42/EEC.
- Domestic environments (e.g. a private living room with TV / Radio sets in the nearby surrounding area) because this is a so called EMC class A product. In a domestic environment this product may cause radio interference in which case the user may be required to take adequate measures!

Any consequences resulting from the use of this product in restricted working environments are not the responsibility of TOSHIBA TEC.

The consequences of the use of this product in restricted working environments may be an electromagnetic interference with other devices or machines in the nearby surrounding area. This can result into malfunction including data loss / data error pertaining to this product or the other devices / machines involved in the electromagnetic interference.

Furthermore, for general safety reasons, the use of this product in environments with explosive atmospheres is not permitted.

### CE compliance

This product is labelled with the CE mark in accordance with the provisions of the applicable European Directives, notably the Low Voltage Directive 2006/95/EC, the Electromagnetic Compatibility Directive 2004/108/EC, the RoHS Directive 2011/65/EU for this product and the electric accessories, the Radio Equipment and Telecommunications Terminal Equipment Directive 1999/5/EC for the telecommunication accessories.

CE marking is the responsibility of TOSHIBA TEC GERMANY IMAGING SYSTEMS GmbH, Carl-Schurz-Str. 7, 41460 Neuss, Germany, phone +49-(0)-2131-1245-0.

For a copy of the related CE Declaration of Conformity, please contact your dealer or TOSHIBA TEC.

### Warning:

This is a Class A product. In a domestic environment this product may cause radio interference in which case the user may be required to take adequate measures.

Following information is for EU-member states only:



This product is marked according to the requirement in EU-Directive 2002/96/EC.  
(Directive on Waste electrical and electronic equipment - WEEE)

The use of the symbol indicates that this product may not be disposed as unsorted municipal waste and has to be collected separately. By ensuring this product is disposed of correctly, you will help prevent potential negative consequences for the environment and human health, which could otherwise be caused by inappropriate waste handling of this product.

For more detailed information about the take-back and recycling of this product please contact your supplier where you purchased the product.

Following information is for EU-member states only:



Disposal of batteries and/or accumulators  
(based on EU-Directive 2006/66/EC,  
Directive on batteries and accumulators and waste batteries and accumulators)

By ensuring that batteries and/or accumulators are disposed of correctly, you will help prevent potential negative consequences for the environmental and human health, which could otherwise be caused by inappropriate waste handling of this product.

For more detailed information about the take-back and recycling of batteries and/or accumulators, please contact your supplier where you purchased this product.

---

Following information is only for India:



The use of the symbol indicates that this product may not be treated as household waste. By ensuring this product is disposed of correctly, you will help prevent potential negative consequences for the environment and human health, which could otherwise be caused by inappropriate waste handling of this product.

For more detailed information about the take-back and recycling of this product, please contact your supplier where you purchased the product.



# Toshiba Quality is Second to None

---

It is recommended that genuine Toshiba supplies and parts be used to obtain optimum results.

## ■ Supplies / Parts

- **Dependability**  
Genuine Toshiba supplies are subjected to the strictest of inspections so that every supply you receive will perform at optimal levels.
- **High Productivity**  
Genuine Toshiba supplies are created to meet the demands of our competitive world and provide highspeed reliable copies when you need them.
- **Stable Image Quality**  
Genuine Toshiba supplies are designed to provide consistently stable image output.
- **Copier-friendly Supplies**  
Genuine Toshiba supplies are designed to help to keep the copier and all its parts in troublefree working order. Reduction of machine wear is due to Toshiba's intimate knowledge of the copier's characteristics, ensuring the highest standard of care.
- **Perfectly Suited Supplies**  
From the beginning Toshiba supplies and machines were made for each other. Whenever Toshiba designs a new machine, it also designs a new toner that is made just for that machine. By using Genuine Toshiba supplies with Toshiba copiers, you are guaranteed optimum performance.

## ■ Toner

- **Optimum Image Quality**  
Toshiba toner is manufactured using ultra-fine quality materials under precisely controlled conditions to ensure that your Toshiba copiers will continually generate sharp high-quality images.
- **Cost Advantage**  
Genuine Toshiba toner provides value. Only the proper amount of toner is used during the reproduction process, thereby enabling the machine to continue to operate until all the toner has been used. In this way you get the full value from each cartridge used.
- **Environmental Harmony**  
Genuine Toshiba toner is manufactured with the environment in mind. To protect our planet for the benefit of future generations, we use embossed or plastic labels, making our toner cartridges fully recyclable. In addition, dust and ozone levels have been reduced to improve the working environment.
- **User Friendly**  
Before approving our toners for sale, we test them to be sure that they pass the strictest of health standards. This takes all the worry out of handling the toner.

## ■ General

- **Service and Support Benefits**  
Toshiba's Service technicians are certified to keep your copier performing at optimum levels. To ensure continuous image quality, utilize an authorized Toshiba Service provider to care for and perform periodical maintenance on your copier.

---

## ■ How to read this manual

### □ Symbols in this manual

In this manual, some important items are described with the symbols shown below. Be sure to read these items before using this equipment.



#### **WARNING**

Indicates a potentially hazardous situation which, if not avoided, could result in death, serious injury, or serious damage, or fire in the equipment or surrounding objects.



#### **CAUTION**

Indicates a potentially hazardous situation which, if not avoided, may result in minor or moderate injury, partial damage to the equipment or surrounding objects, or loss of data.

#### **Note**

Indicates information to which you should pay attention when operating the equipment.

Other than the above, this manual also describes information that may be useful for the operation of this equipment with the following signage:

#### **Tip**

Describes handy information that is useful to know when operating the equipment.



Pages describing items related to what you are currently doing. See these pages as required.

# GENERAL PRECAUTIONS

# 1

## General Precautions

---

### ■ When installing or moving

#### **WARNING**

##### **For the U.S.A. and Canada**

Multifunctional Digital Systems require 120 V, 12 A, 50/60 Hz electric power.

##### **For the EU**

Multifunctional Digital Systems require 220 to 240 V AC, 8 A, 50/60 Hz electric power.


##### **Except the U.S.A., Canada and the EU**

Multifunctional Digital Systems require 220 to 240 V AC, 8 A, 50/60 Hz electric power.

- Do not use a power supply with a voltage other than that specified.  
Avoid multiple connections in the same outlet. This could cause a fire or give you an electric shock. If you are considering increasing the number of outlets, contact an electrician.
- Always connect this Multifunctional Digital Systems to an outlet with a ground connection to avoid the danger of fire or electric shock in case of short-circuiting. Contact your service representative for the details. Be sure to use a 3-conductor, grounded wall outlet.  
In areas, except the U.S. and Canada, where a 2-pin plug is used, the Multifunctional Digital Systems must be grounded for safety. Never ground it to a gas pipe, a water pipe, or any other object not suitable for grounding.
- Plug the power cord securely into the outlet. If it is not plugged in properly, it could heat up and cause a fire or give you an electric shock.
- Do not damage, break or attempt to repair the power cord.  
The following things should not be done to the power cord.
  - Twisting it
  - Bending it
  - Pulling it
  - Placing anything on it
  - Heating
  - Situating it near radiators or other heat sourcesThis could cause a fire or give you an electric shock. If the power cord is damaged, contact your service representative.
- Do not install the equipment by yourself or try to move it once it has been installed. This could result in an injury or damage to the device. Contact your service representative if the equipment needs to be installed or moved.
- The socket outlet shall be near the equipment and be easily accessible.
- Pull out the plug from the outlet more than once a year to clean around the prongs. Accumulating dust and dirt could cause a fire due to the heat released by electric leakage.

## CAUTION

- Avoid placing the equipment in a place unsuitable for its weight and also make sure the surface is level. Remember that if the equipment falls over, serious injuries could result.  
Weight of the equipment: approx. 22.0kg (48.5 lb.) (approx. 20.5 kg (45.2 lb.) for some destinations)
- When moving the equipment, pull out the drawer and then have two or more persons hold the portions indicated below. If not, this could cause malfunctioning or an injury.



- When removing the plug from the outlet, do not pull the power cord. Always hold the plug when removing it from the outlet. If the power cord is pulled, the wires may break and this could cause a fire or give you an electric shock.
- Make sure that the ventilation holes are not blocked.  
If the temperature within the Multifunctional Digital Systems becomes too high, a fire could result.
- When connecting the interface cable to the equipment, be sure to turn the power OFF. If the power is not turned off, you could get an electric shock.

## Other points

- The socket outlet shall be installed near the equipment and shall be easily accessible.
- If there is insufficient space around the equipment, the poor ventilation will result in malfunction, also some operations such as bypass feeding and releasing paper misfeeds may become difficult. To ensure adequate space, follow the table below as a guide.

Adequate space		
Rear	Left	Right
20 cm (7.9")	30 cm (11.8")	80 cm (31.5")

- Be sure to fix the power cable securely so that no one trips over it.
- Adverse environmental conditions may affect the safe operation and performance of the Multifunctional Digital Systems, and the Multifunctional Digital Systems could break down.
  - Avoid locations near windows or with exposure to direct sunlight.
  - Avoid locations with drastic temperature fluctuations.
  - Avoid too much dust.
  - Avoid locations that suffer from vibration.
- Make sure that the air is able to flow freely and that there is sufficient ventilation.  
Without adequate ventilation, the unpleasant odor released by ozone will begin to dominate the atmosphere.


## ■ When using the Multifunctional Digital Systems

### ⚠ WARNING


- Do not take off the cover of the equipment; otherwise you could be injured or get an electric shock.
- Do not remove or connect the plug with wet hands, as this could give you an electric shock.
- Do not place any container with liquid (flower vases, coffee cups, etc.) on or near the equipment. This could cause a fire or give you an electric shock.
- Keep paper clips and staples away from the air vent. If not, a fire could result or you could get an electric shock.
- If the Multifunctional Digital Systems becomes excessively hot, smoke comes out of it or there is an odd smell or noise, proceed as follows.  
Turn the main power switch OFF and remove the plug from the outlet, then contact your service representative.
- If the Multifunctional Digital Systems will not be used for more than one month, remove the plug from the outlet for safety purposes during that time. If an insulation failure occurs, this could cause a fire or give you an electric shock.

### ⚠ CAUTION

- Do not place heavy objects (4 kg/9 lb. or more) on the original glass and do not press on it with force. Breaking the glass could cause personal injury.
- Do not place heavy objects (4 kg/9 lb. or more) on the Multifunctional Digital Systems. If the objects fall off, this could cause injury.
- Be sure to hold the drawer with both hands and be careful not to let it fall when removing or installing it. If you drop it, it could injure you.
- Be careful not to catch your fingers when closing the drawer. This could cause an injury.
- Do not touch the fuser unit or the metal area around it. Since they are very hot, you could be burned or the shock could cause you to injure your hand in the machine.

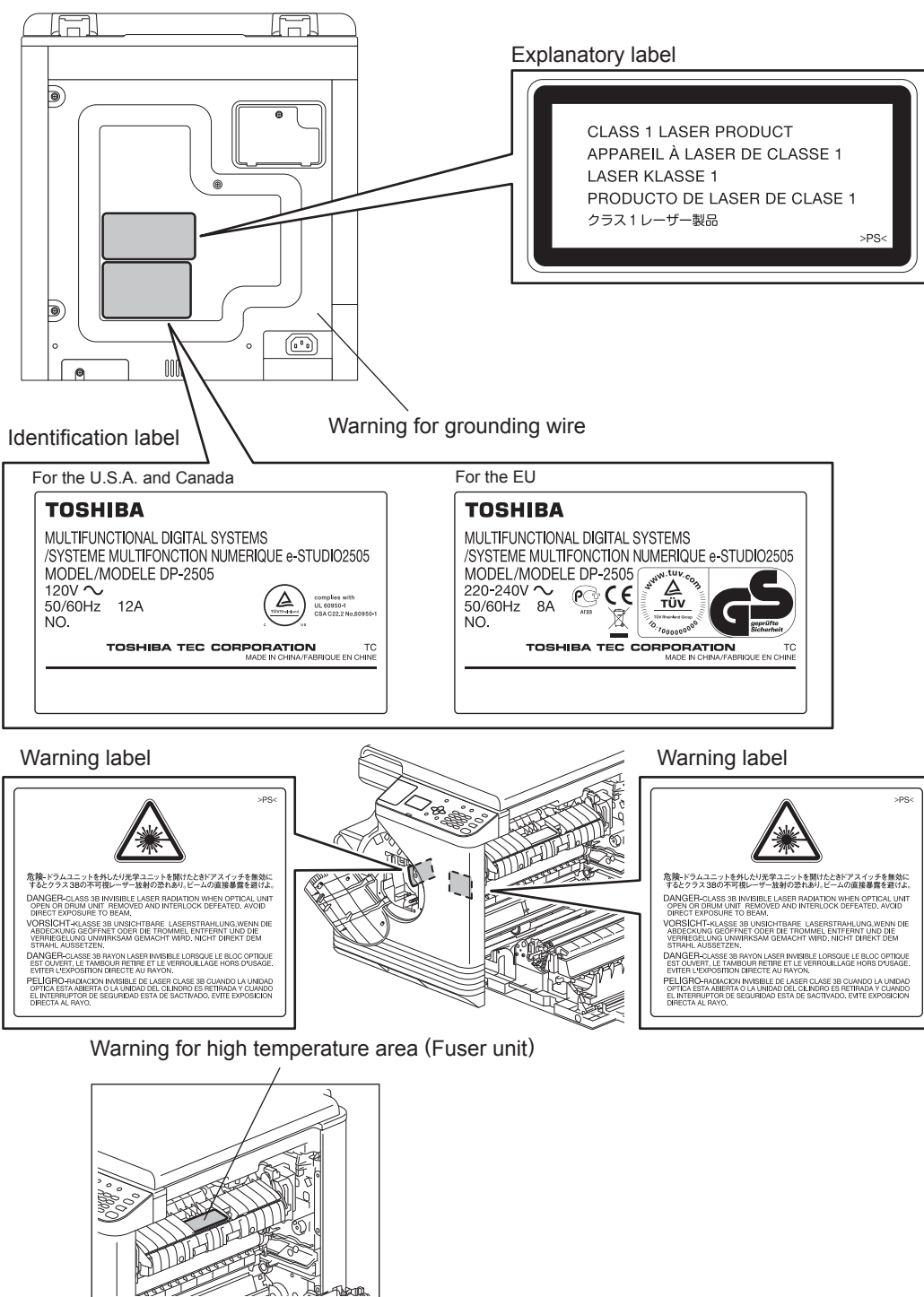


- Be careful not to catch your fingers between the equipment and the side cover. This could cause an injury.



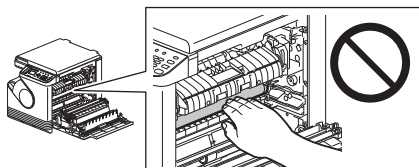
- When you open or close the Automatic Document Feeder, be careful not to catch your fingers between its rear side and the equipment. This could injure you.
- Do not use the pulled out drawers as steps. This could injure you if you fall.

## □ Position of certification labels, etc.



## ❑ Other points

- Do not turn the power OFF with misfed paper remaining inside the equipment. This could cause a malfunction when the power is turned ON next time.
- Be sure to turn the power OFF when leaving the office or if there is a power outage. However, do not turn the power OFF if the weekly timer is in use.
- Be careful because the paper exit area and paper just after exiting are hot.
- Do not place anything other than paper on the receiving tray. This could disturb a normal operation and cause malfunctions.
- Do not touch the photoconductive drum. This could cause image problems.



- Do not open/close the covers and the bypass tray, or pull out the drawers during printing.

## ■ During maintenance or inspection

### ⚠ WARNING

- Never attempt to repair, disassemble or modify the Multifunctional Digital Systems by yourself. You could cause a fire or get an electric shock.  
Always contact your Service representative for maintenance or repair of the internal parts of the Multifunctional Digital Systems.
- Do not let liquids such as water and oil get into the system when cleaning the floor. This could cause a fire and give you an electric shock.

### ⚠ CAUTION

- Always keep the plug and outlet clean. Prevent them from accumulating dust and dirt. This could cause a fire and give you an electric shock due to the heat released by electric leakage.

## ❑ Other points

- Do not use such solvents as thinner or alcohol when cleaning the surface of the Multifunctional Digital Systems.
  - This could warp the shape of the surface or leave it discolored.
  - When using a chemical cleaning pad to clean it, pay attention to any cautionary points.

## ■ When handling supplies

### ⚠ CAUTION

- Never attempt to incinerate toner cartridges. Dispose of used toner cartridges in accordance with local regulations.

## ❑ Other points

- Read the operator's manual carefully to replace the toner cartridge using the correct procedure. An improper procedure could cause toner leakage or scattering.
- Do not open the toner cartridge forcibly. This could cause toner leakage or scattering.
- Keep the toner cartridge out of the reach of children.
- If toner is spilt on your clothes, wash it off with cold water. If you use warm water, your clothes will be permanently stained with toner because it will not come out.
- If toner leaks from the toner cartridge, be careful not to inhale or touch it.

---

**First-aid measures**

If you inhale or touch toner, etc; carry out the following treatment.

- Inhalation: Remove from exposure area to fresh air immediately. Contact a physician if there is any difficulty in breathing or other signs of distress.
- Skin Contact: Wash with soap and water. Wash clothing before reuse. If irritation occurs or is persistent, seek medical attention.
- Eye Contact: Immediately flush eyes with plenty of water for at least 15 minutes. If irritation persists, call a physician.
- Ingestion: Dilute stomach contents with several glasses of water.



# ENVIRONMENTAL INFORMATION

# 2

## Environmental Information

---

### ■ Turkey RoHS Compliance

EEE Yönetmeliğine Uygundur.

This information is applicable for the Republic of Turkey only.





# MULTIFUNCTIONAL DIGITAL SYSTEMS

## Safety Information

**e-STUDIO2505**

## **TOSHIBA TEC CORPORATION**

1-11-1, OHSAKI, SHINAGAWA-KU, TOKYO, JAPAN



©2013 TOSHIBA TEC CORPORATION All rights reserved  
Under the copyright laws, this manual cannot be reproduced in any form  
without prior written permission of TTEC.

6LJ83393000  
R120620L7500-TTEC  
Ver01 F2 2013-01